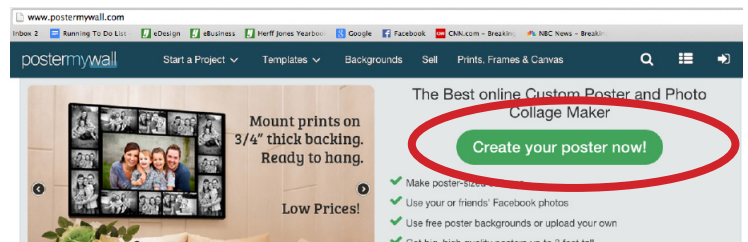


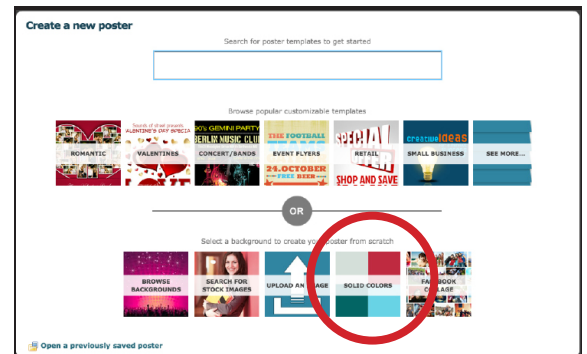
# wish you knew how to **MAKE YOUR OWN AD?** give this a try!

We discovered a great collage-making website called postermywall.com that allows you to build high resolution collage pages filled with as many pictures as you wish. For \$3.99 you can download a high-res version of your design and simply send it to us! You can go to this website and build your design for free; you only buy it if you like it! Give yourself a few minutes to play around with the dragging of photos and the manipulation of text, and you'll be amazed at what you can do. And once you've built the ad that you like, simply pay for the \$3.99 version of it and give that to us! Let us walk you through getting started - and then you can play to your heart's content!

- 1 Click on "Create Your Poster Now" on the homescreen.

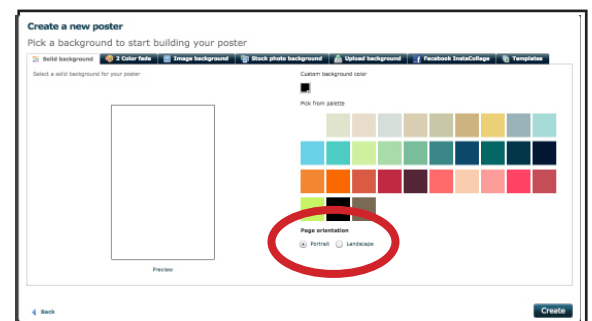


- 2 Choose the option to begin with a Solid Color background (you'll be able to change as you play with your design, though!)



- 3 This step is CRITICAL. Indicate whether your space needs to be horizontal or vertical.

Full Page - Select VERTICAL  
Half Page - Select HORIZONTAL  
Quarter Page - Select VERTICAL  
Eighth Page - Select HORIZONTAL



- 4 Now you're ready to create. Click on "Add Photos" to get started! Notice the "Add Text", "Add Fancy Text", and "Change Background", buttons, too! Get playing and have fun. Remember to download the \$3.99 version to send to us for the yearbook along with your payment for your ad!

